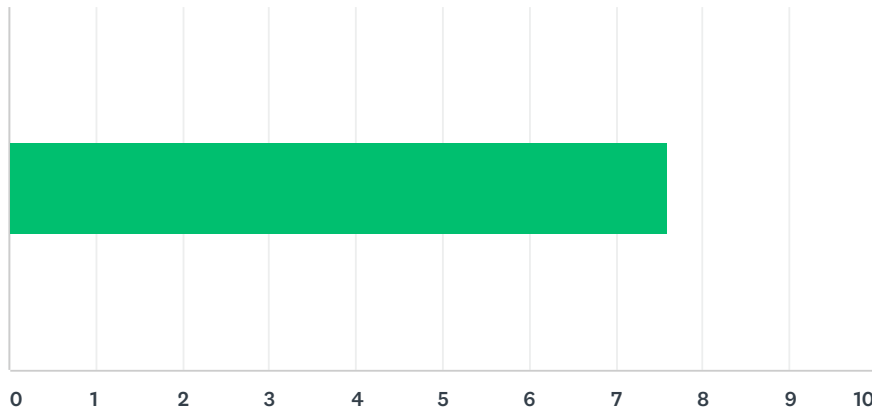


# Q1 About how long have you lived in Greenbriar Oceanaire? (to the nearest year) [slide the slider or type in the box]

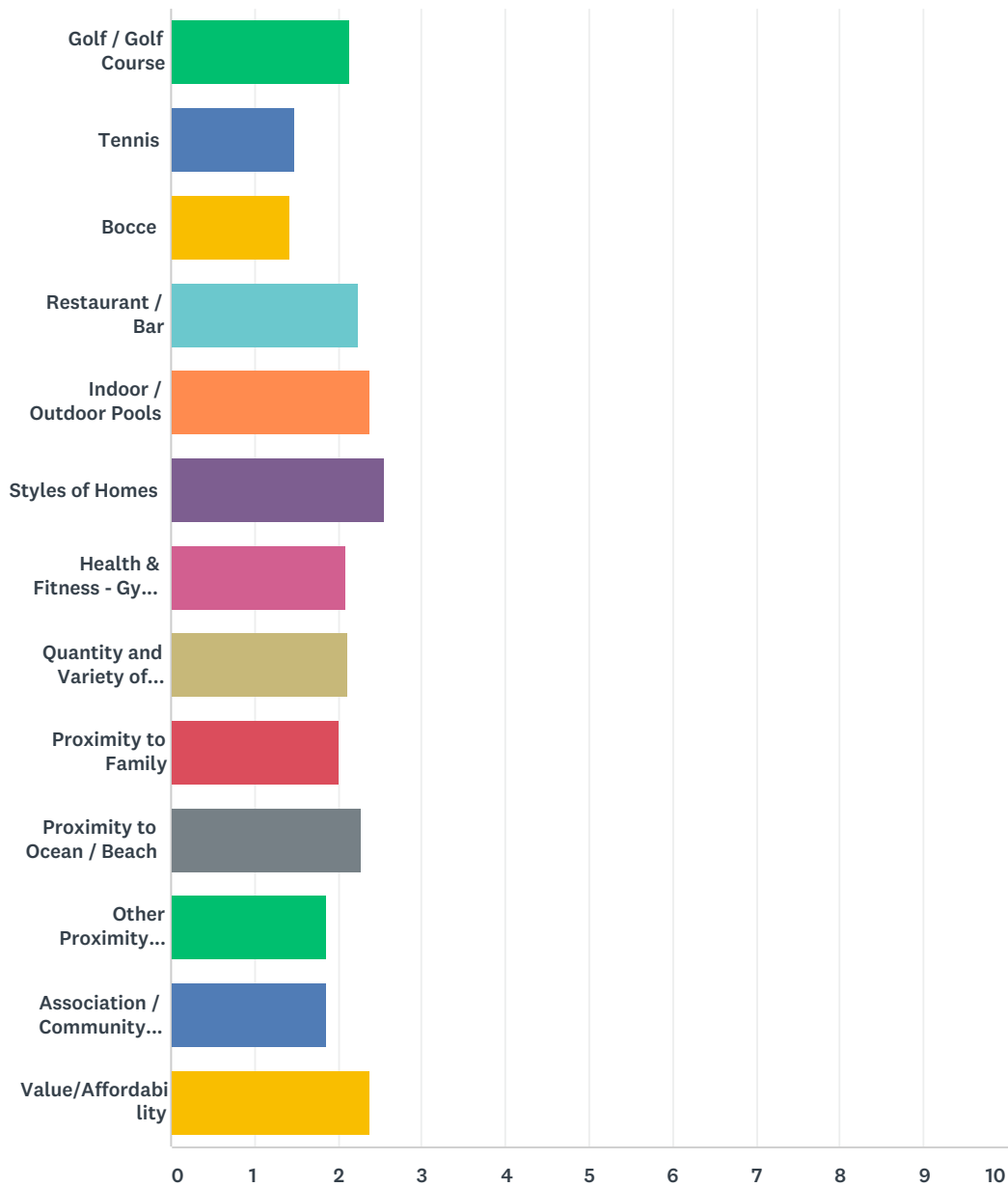
Answered: 807 Skipped: 27



ANSWER CHOICES	AVERAGE NUMBER	TOTAL NUMBER	RESPONSES
	8	6,124	807
Total Respondents: 807			

## Q2 Which of these factors influence you to live in Greenbriar Oceanaire? [check any that apply]

Answered: 812 Skipped: 22

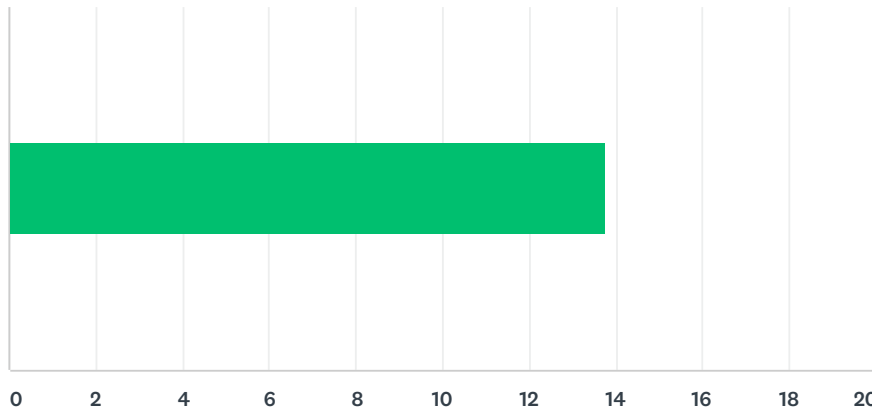


	MINOR	SIGNIFICANT	MAJOR	N/A	TOTAL	WEIGHTED AVERAGE
Golf / Golf Course	24.29% 187	25.45% 196	35.19% 271	15.19% 117	770	2.13
Tennis	38.45% 263	9.94% 68	9.06% 62	42.54% 291	684	1.49
Bocce	45.51% 319	18.12% 127	5.71% 40	30.81% 216	701	1.43
Restaurant / Bar	16.58% 127	39.16% 300	38.51% 295	5.87% 45	766	2.24

Indoor / Outdoor Pools	11.46% 90	35.29% 277	49.17% 386	4.08% 32	785	2.39
Styles of Homes	4.60% 36	35.17% 275	59.34% 464	1.02% 8	782	2.56
Health & Fitness - Gym, Wellness Programs	21.01% 162	42.41% 327	30.48% 235	6.10% 47	771	2.10
Quantity and Variety of Clubs	22.44% 173	38.65% 298	33.07% 255	5.84% 45	771	2.11
Proximity to Family	25.76% 196	32.59% 248	26.54% 202	15.11% 115	761	2.01
Proximity to Ocean / Beach	15.70% 122	39.51% 307	41.44% 322	3.35% 26	777	2.27
Other Proximity Benefits	26.53% 186	34.95% 245	15.41% 108	23.25% 163	701	1.86
Association / Community Involvement	31.34% 231	42.20% 311	18.45% 136	8.01% 59	737	1.86
Value/Affordability	7.35% 57	45.88% 356	44.97% 349	1.80% 14	776	2.38

### Q3 How much longer do you plan to own a home at Greenbriar Oceanaire? [slide or type]

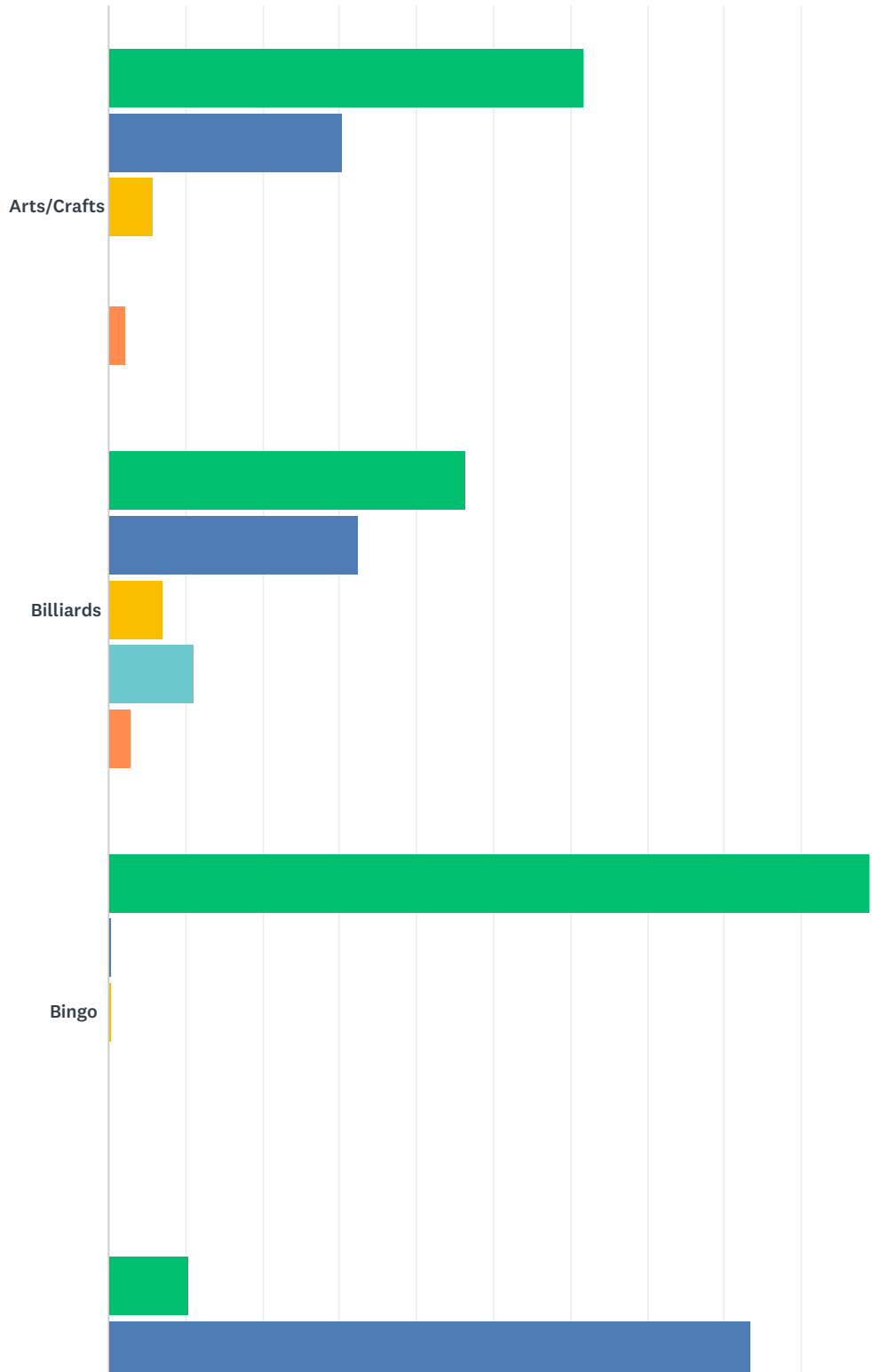
Answered: 774 Skipped: 60

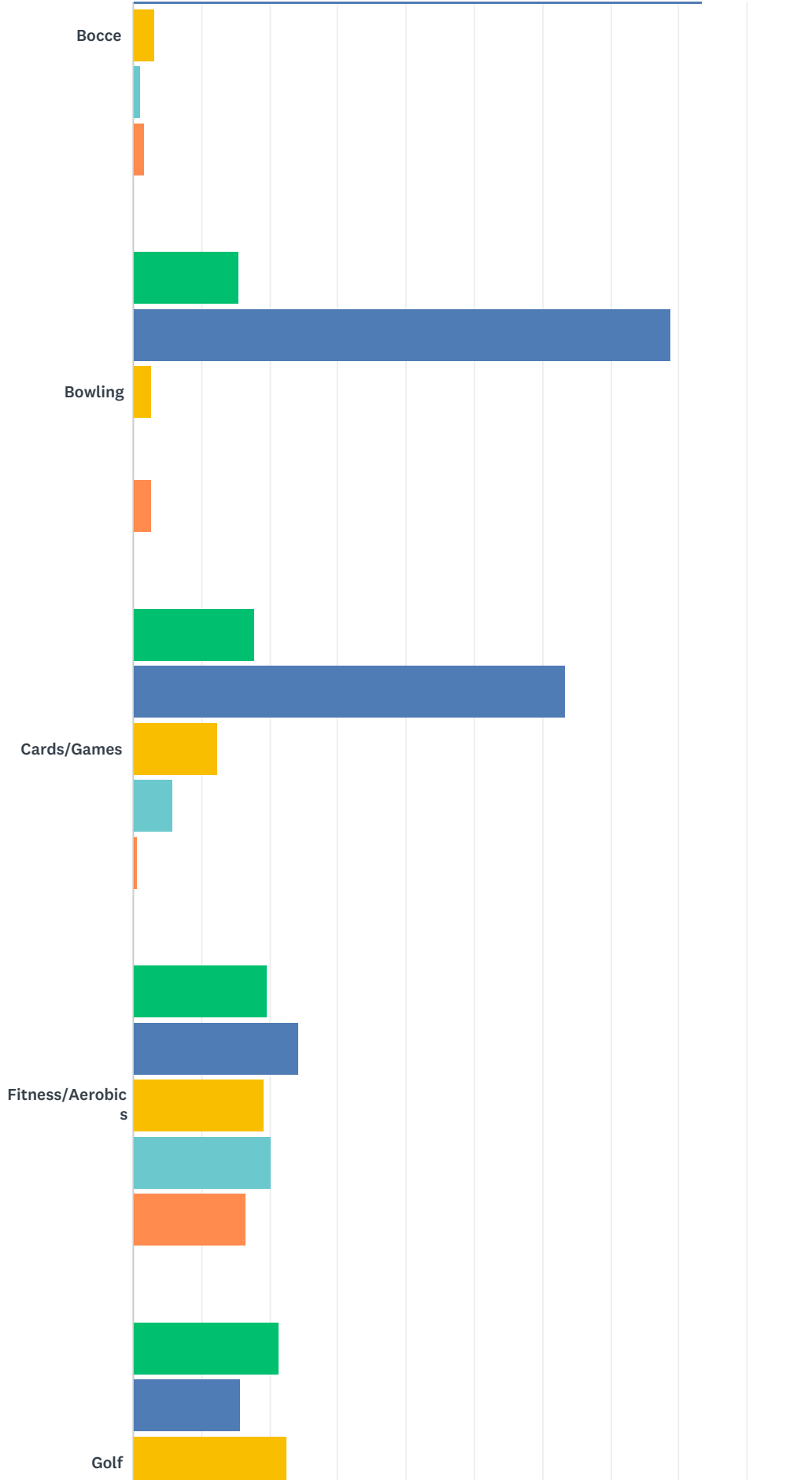


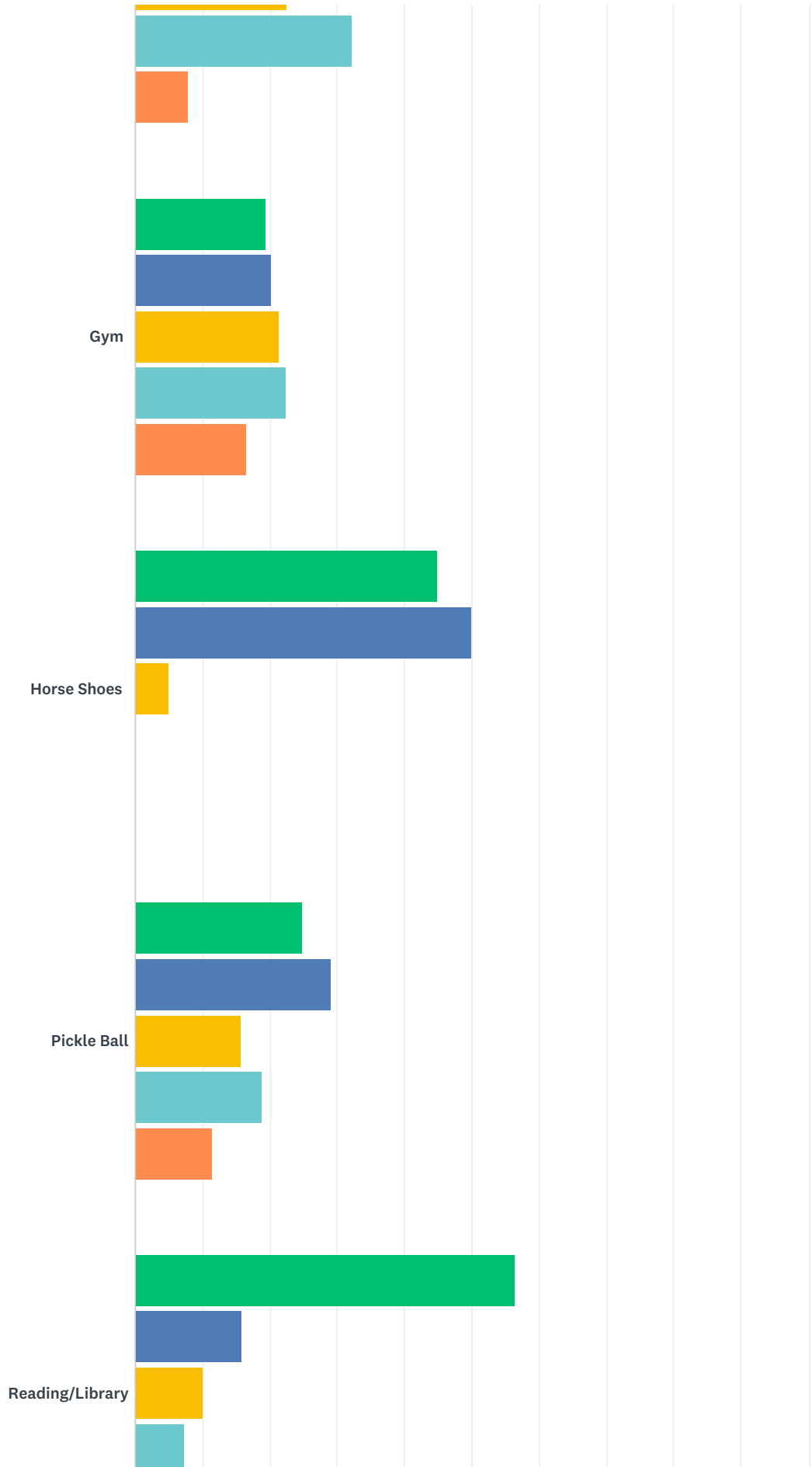
ANSWER CHOICES	AVERAGE NUMBER	TOTAL NUMBER	RESPONSES
	14	10,643	774
Total Respondents: 774			

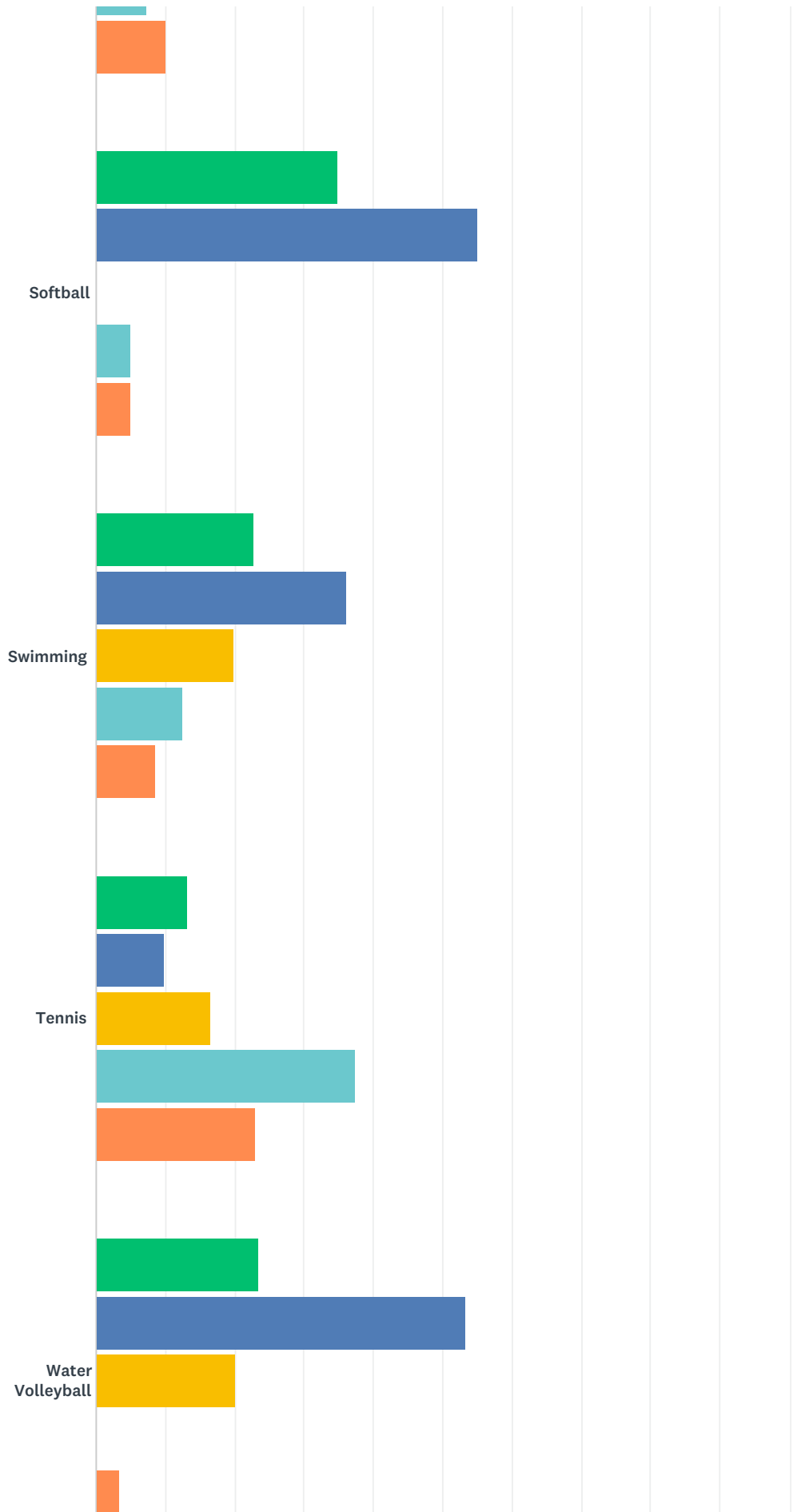
Q4 Which (if any) of these activities do you participate in? (and how frequently, when they are in season) [check any that apply] Note: the next question also asks if you are a participating member of an associated club -- because some of you are, and some of you aren't.

Answered: 727 Skipped: 107

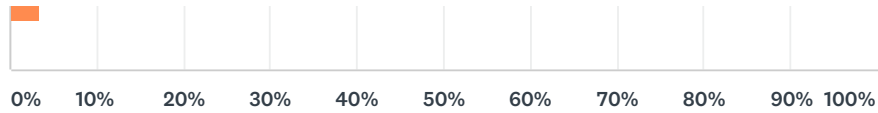










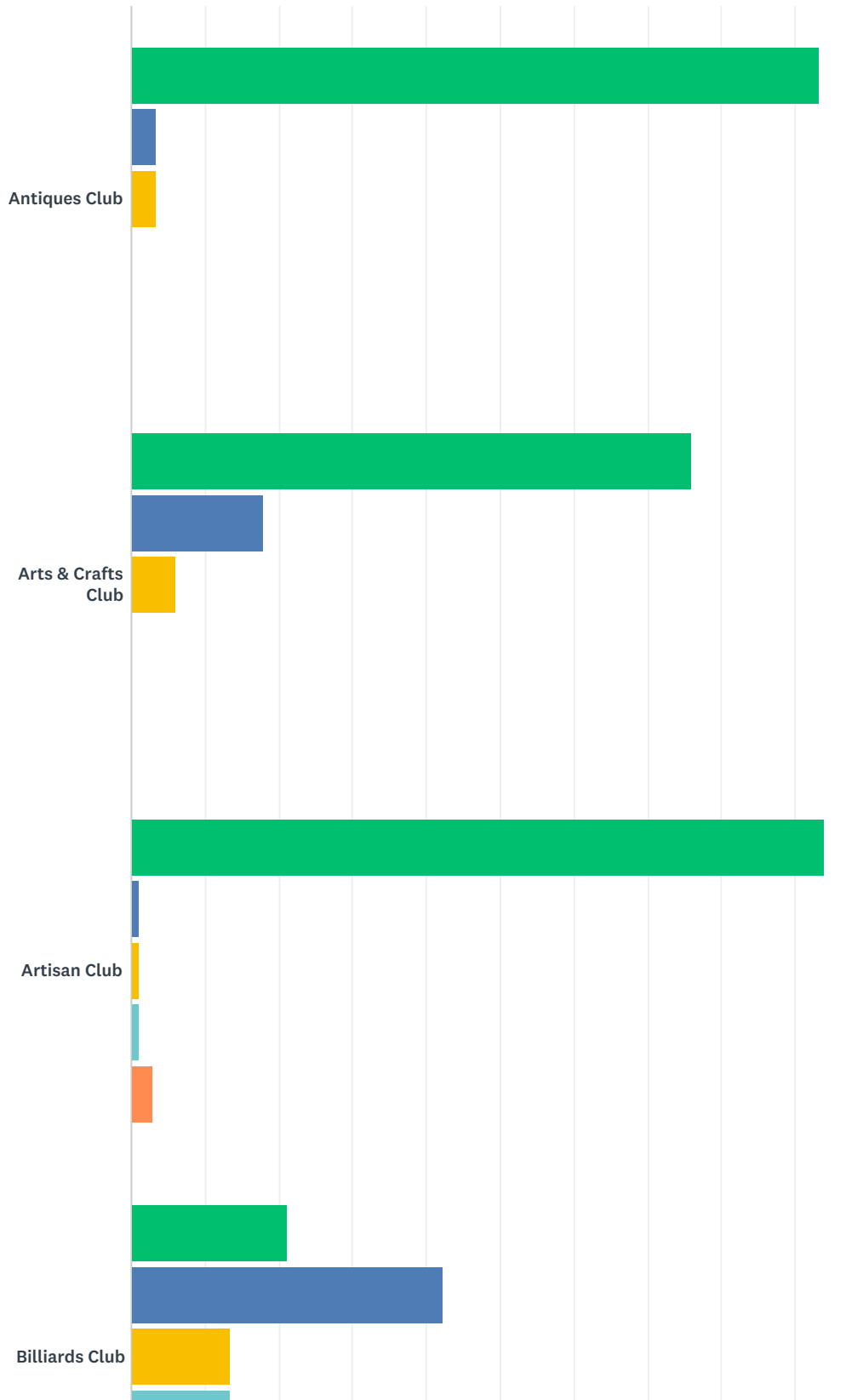


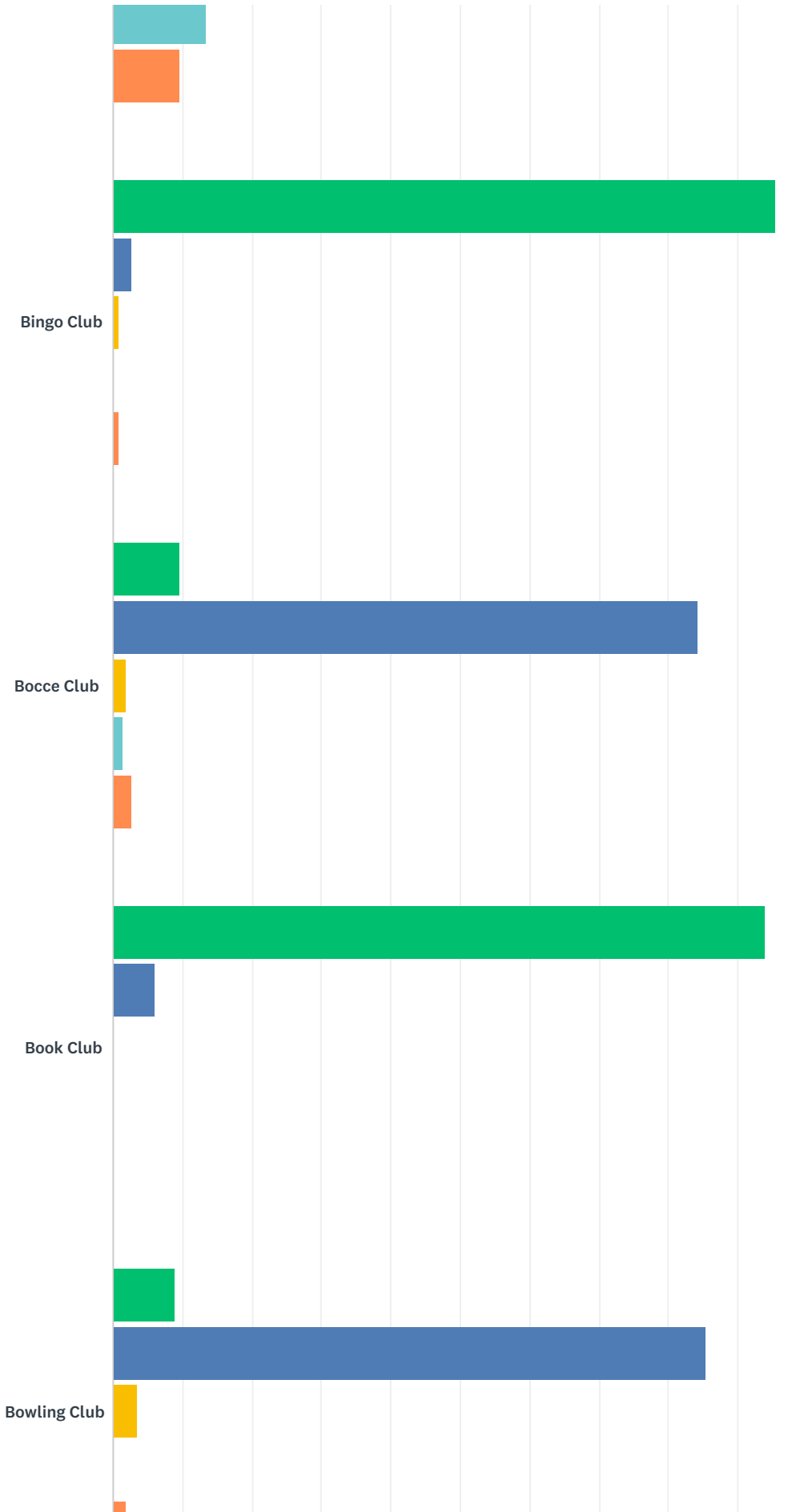
■ monthly   
 ■ weekly (1x)   
 ■ 2x week   
 ■ 3x week   
 ■ almost daily

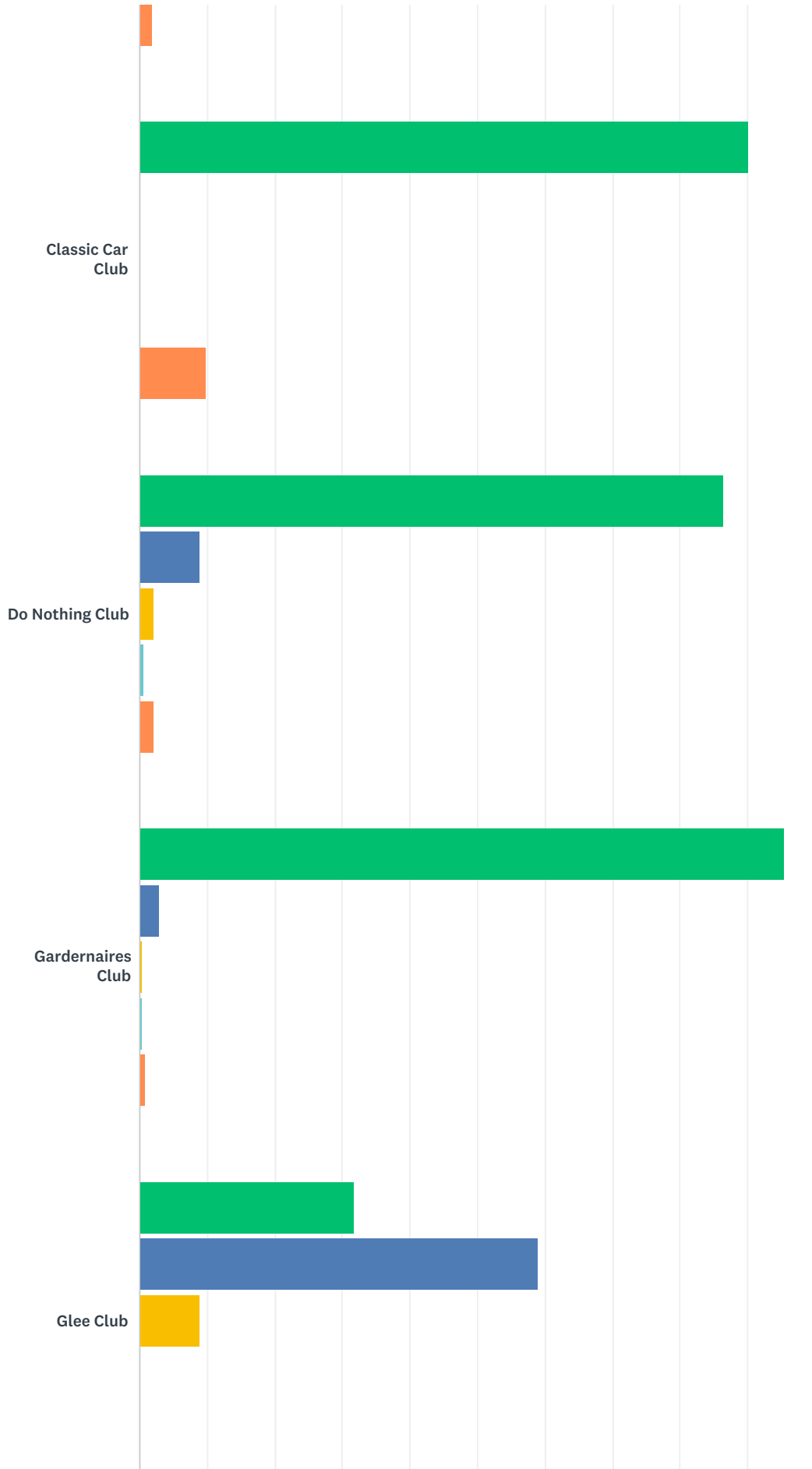
	MONTHLY	WEEKLY (1X)	2X WEEK	3X WEEK	ALMOST DAILY	TOTAL
Arts/Crafts	61.63% 53	30.23% 26	5.81% 5	0.00% 0	2.33% 2	86
Billiards	46.46% 46	32.32% 32	7.07% 7	11.11% 11	3.03% 3	99
Bingo	98.98% 195	0.51% 1	0.51% 1	0.00% 0	0.00% 0	197
Bocce	10.56% 30	83.45% 237	3.17% 9	1.06% 3	1.76% 5	284
Bowling	15.49% 11	78.87% 56	2.82% 2	0.00% 0	2.82% 2	71
Cards/Games	17.74% 33	63.44% 118	12.37% 23	5.91% 11	0.54% 1	186
Fitness/Aerobics	19.65% 56	24.21% 69	19.30% 55	20.35% 58	16.49% 47	285
Golf	21.43% 75	15.71% 55	22.57% 79	32.29% 113	8.00% 28	350
Gym	19.47% 73	20.27% 76	21.33% 80	22.40% 84	16.53% 62	375
Horse Shoes	45.00% 9	50.00% 10	5.00% 1	0.00% 0	0.00% 0	20
Pickle Ball	25.00% 24	29.17% 28	15.63% 15	18.75% 18	11.46% 11	96
Reading/Library	56.52% 39	15.94% 11	10.14% 7	7.25% 5	10.14% 7	69
Softball	35.00% 7	55.00% 11	0.00% 0	5.00% 1	5.00% 1	20
Swimming	22.79% 80	36.18% 127	19.94% 70	12.54% 44	8.55% 30	351
Tennis	13.19% 12	9.89% 9	16.48% 15	37.36% 34	23.08% 21	91
Water Volleyball	23.33% 7	53.33% 16	20.00% 6	0.00% 0	3.33% 1	30

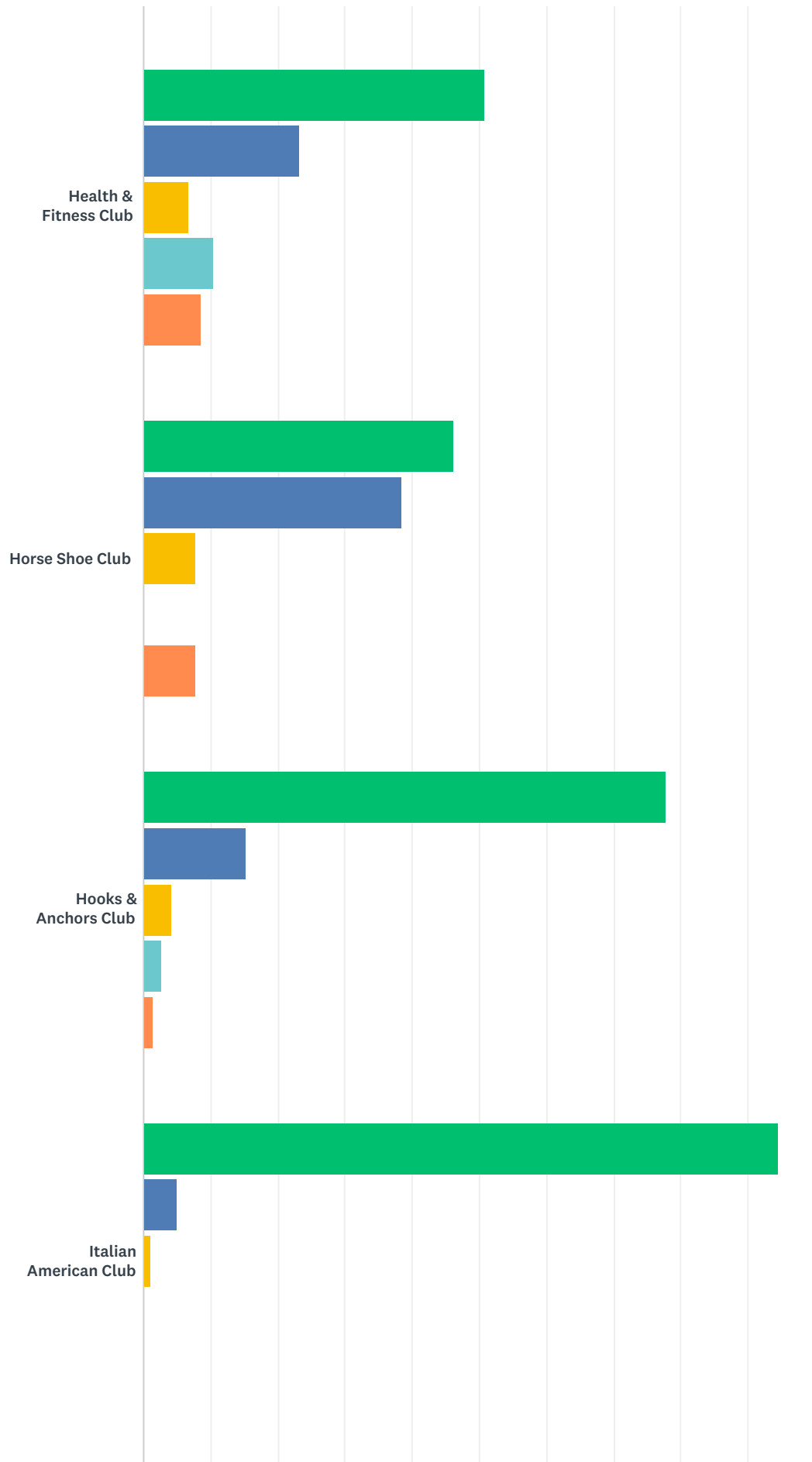
### Q5 Which (if any) of these clubs do you participate in? (and how frequently)

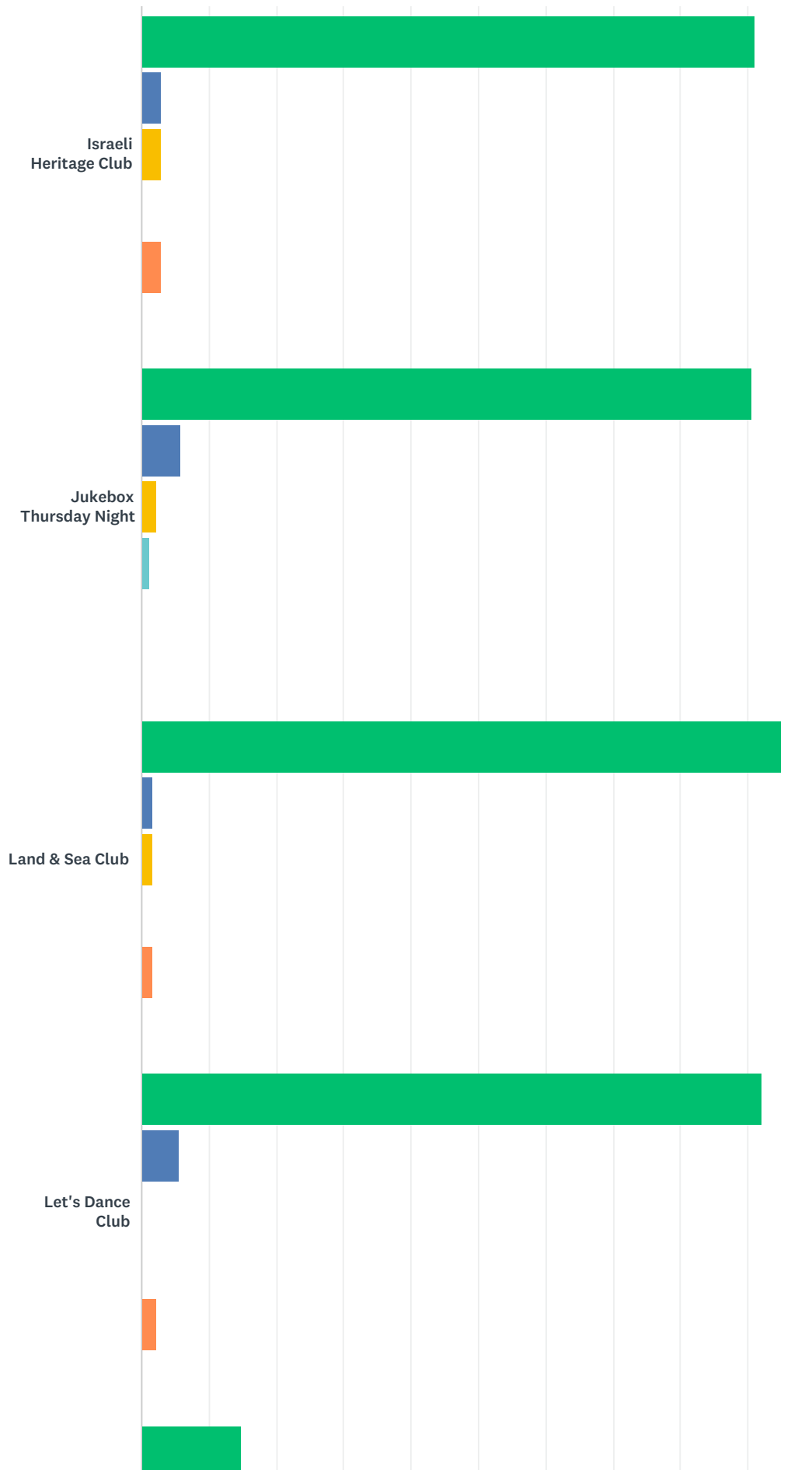
Answered: 650 Skipped: 184

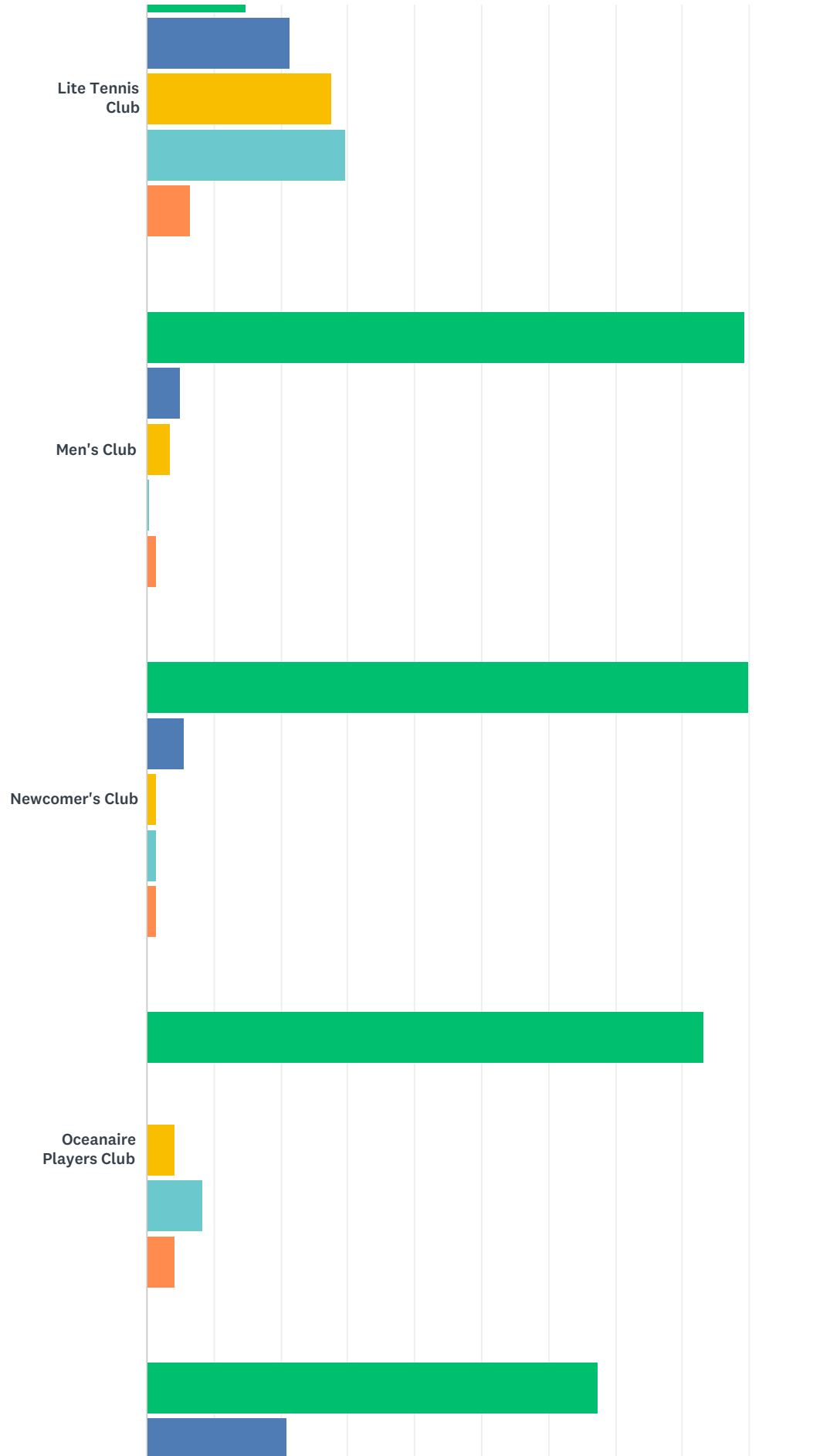


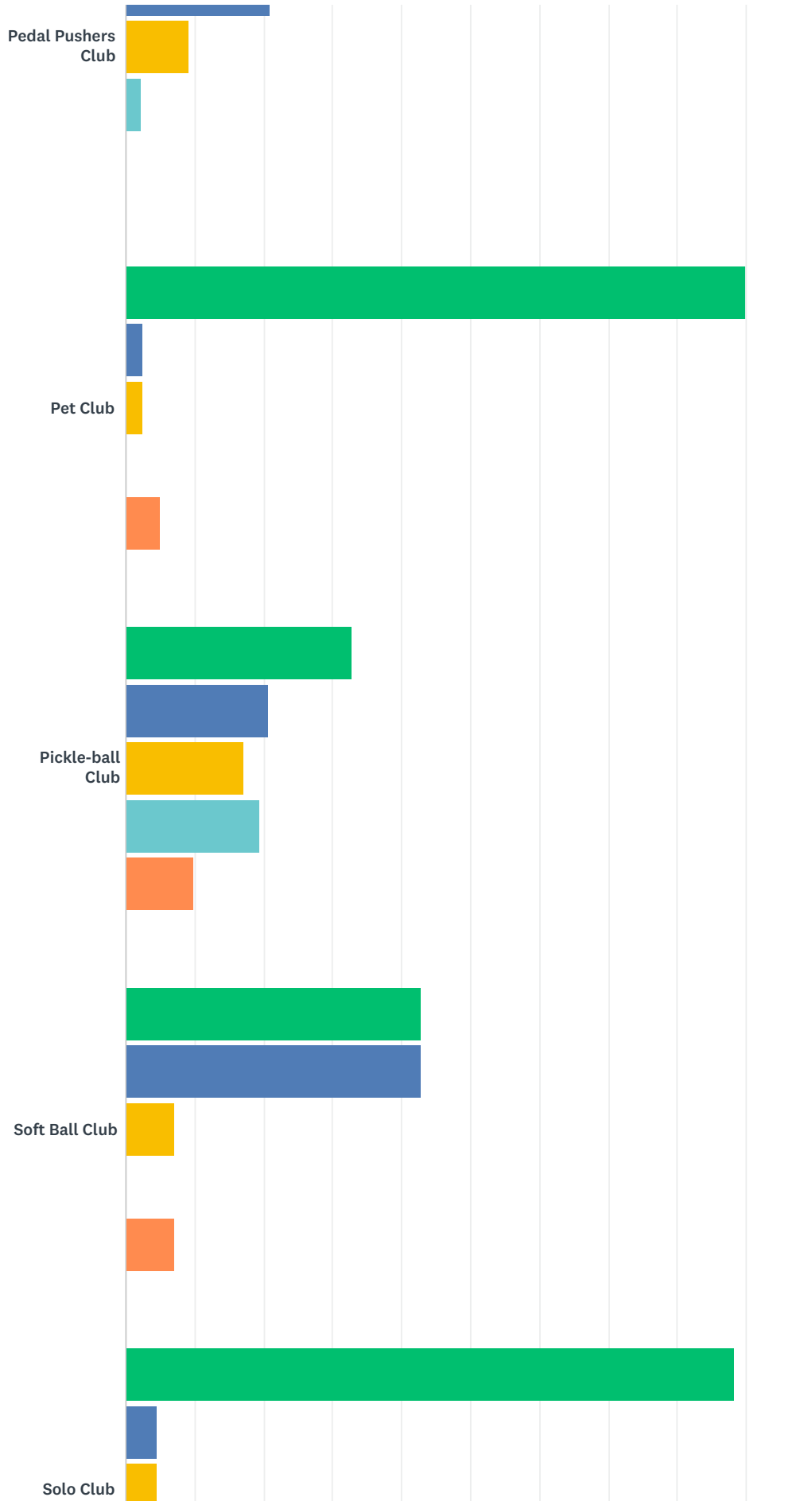




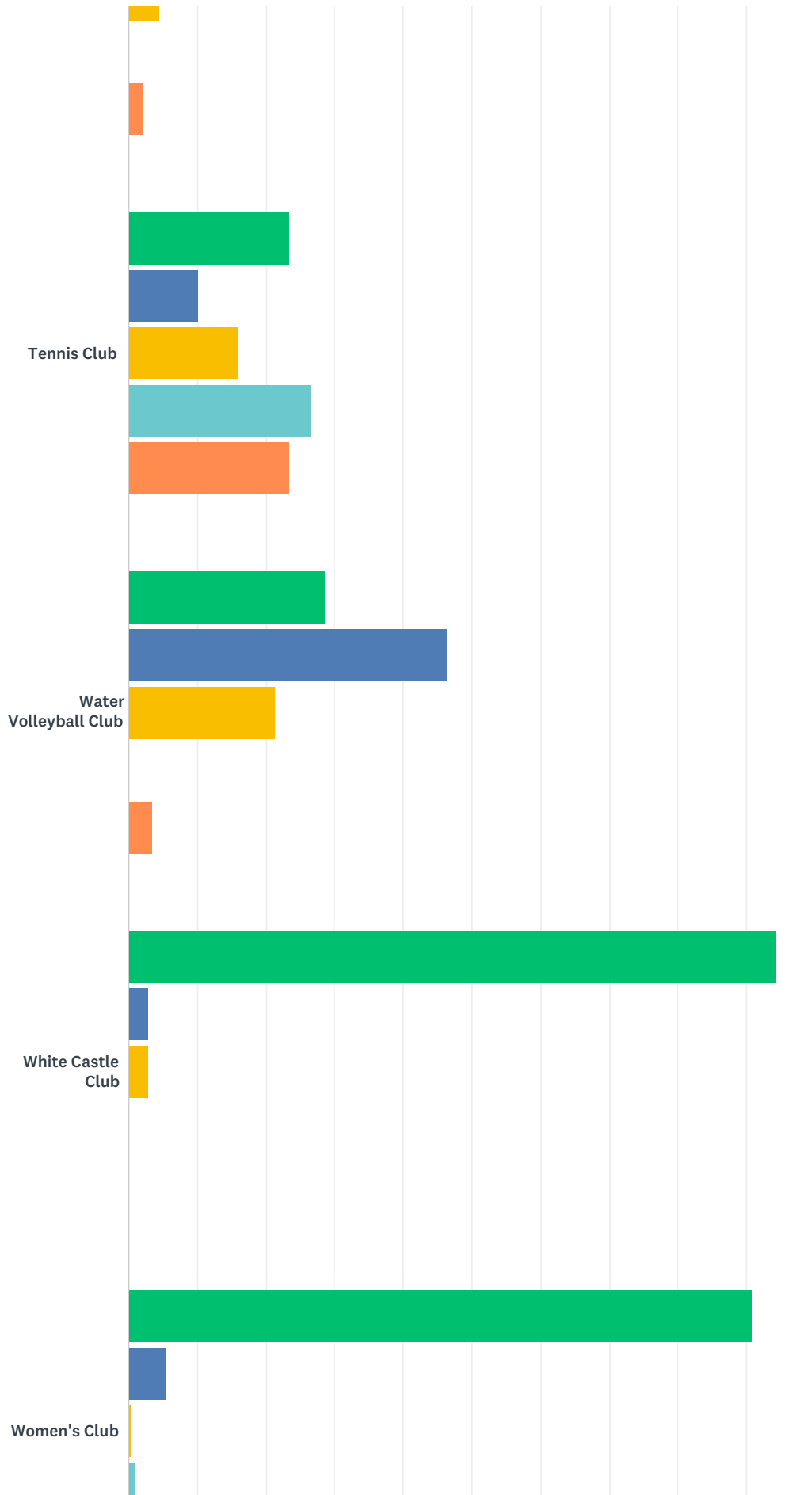


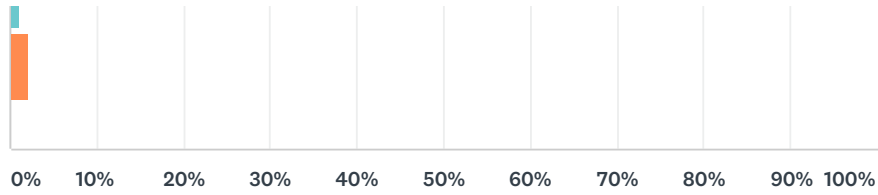












■ monthly   
 ■ weekly (1x)   
 ■ 2x week   
 ■ 3x week   
 ■ almost daily

	MONTHLY	WEEKLY (1X)	2X WEEK	3X WEEK	ALMOST DAILY	TOTAL
Antiques Club	93.33% 28	3.33% 1	3.33% 1	0.00% 0	0.00% 0	30
Arts & Crafts Club	76.00% 38	18.00% 9	6.00% 3	0.00% 0	0.00% 0	50
Artisan Club	94.00% 94	1.00% 1	1.00% 1	1.00% 1	3.00% 3	100
Billiards Club	21.15% 11	42.31% 22	13.46% 7	13.46% 7	9.62% 5	52
Bingo Club	95.33% 102	2.80% 3	0.93% 1	0.00% 0	0.93% 1	107
Bocce Club	9.68% 21	84.33% 183	1.84% 4	1.38% 3	2.76% 6	217
Book Club	93.90% 77	6.10% 5	0.00% 0	0.00% 0	0.00% 0	82
Bowling Club	9.09% 5	85.45% 47	3.64% 2	0.00% 0	1.82% 1	55
Classic Car Club	90.24% 37	0.00% 0	0.00% 0	0.00% 0	9.76% 4	41
Do Nothing Club	86.30% 126	8.90% 13	2.05% 3	0.68% 1	2.05% 3	146
Gardernaires Club	95.44% 230	2.90% 7	0.41% 1	0.41% 1	0.83% 2	241
Glee Club	31.82% 7	59.09% 13	9.09% 2	0.00% 0	0.00% 0	22
Health & Fitness Club	50.92% 83	23.31% 38	6.75% 11	10.43% 17	8.59% 14	163
Horse Shoe Club	46.15% 6	38.46% 5	7.69% 1	0.00% 0	7.69% 1	13
Hooks & Anchors Club	77.78% 56	15.28% 11	4.17% 3	2.78% 2	1.39% 1	72
Italian American Club	94.58% 192	4.93% 10	0.99% 2	0.00% 0	0.00% 0	203
Israeli Heritage Club	90.91% 30	3.03% 1	3.03% 1	0.00% 0	3.03% 1	33
Jukebox Thursday Night	90.59% 77	5.88% 5	2.35% 2	1.18% 1	0.00% 0	85
Land & Sea Club	94.92% 56	1.69% 1	1.69% 1	0.00% 0	1.69% 1	59
Let's Dance Club	91.95% 80	5.75% 5	0.00% 0	0.00% 0	2.30% 2	87

Greenbriar Oceanaire Strategic Planning Committee Startup Survey

SurveyMonkey

Lite Tennis Club	14.89% 7	21.28% 10	27.66% 13	29.79% 14	6.38% 3	47
Men's Club	89.39% 177	5.05% 10	3.54% 7	0.51% 1	1.52% 3	198
Newcomer's Club	90.00% 63	5.71% 4	1.43% 1	1.43% 1	1.43% 1	70
Oceanaire Players Club	83.33% 20	0.00% 0	4.17% 1	8.33% 2	4.17% 1	24
Pedal Pushers Club	67.44% 29	20.93% 9	9.30% 4	2.33% 1	0.00% 0	43
Pet Club	90.00% 36	2.50% 1	2.50% 1	0.00% 0	5.00% 2	40
Pickle-ball Club	32.93% 27	20.73% 17	17.07% 14	19.51% 16	9.76% 8	82
Soft Ball Club	42.86% 6	42.86% 6	7.14% 1	0.00% 0	7.14% 1	14
Solo Club	88.37% 38	4.65% 2	4.65% 2	0.00% 0	2.33% 1	43
Tennis Club	23.53% 16	10.29% 7	16.18% 11	26.47% 18	23.53% 16	68
Water Volleyball Club	28.57% 8	46.43% 13	21.43% 6	0.00% 0	3.57% 1	28
White Castle Club	94.29% 33	2.86% 1	2.86% 1	0.00% 0	0.00% 0	35
Women's Club	90.71% 254	5.71% 16	0.36% 1	1.07% 3	2.14% 6	280

## Q6 Are there other activities that you would enjoy if they were available?

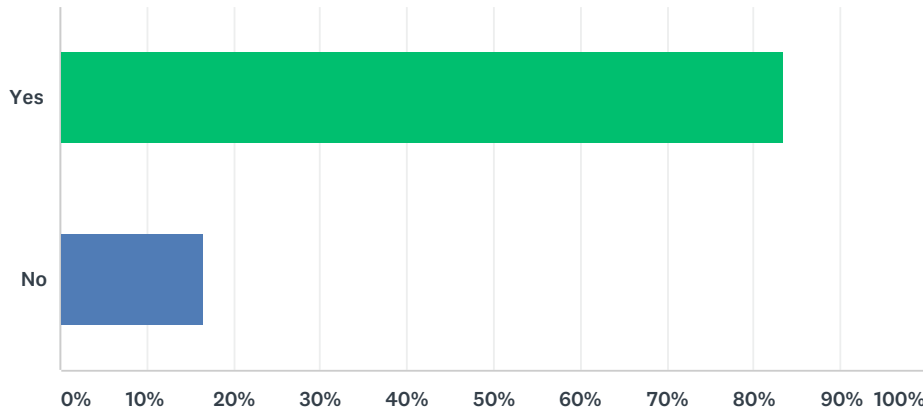
Answered: 265 Skipped: 569

**Q7 Please describe any differences in activities you participated in between the time you first moved to Greenbriar and now.**

Answered: 329 Skipped: 505

### Q8 If you participate in walking or bike riding within the community, do you find the pathways for these activities sufficient?

Answered: 611 Skipped: 223



ANSWER CHOICES	RESPONSES	
Yes	83.47%	510
No	16.53%	101
TOTAL		611

**Q9 If you do not participate in activities in Greenbriar Oceanaire, would you be willing to tell us why not?**

Answered: 265 Skipped: 569

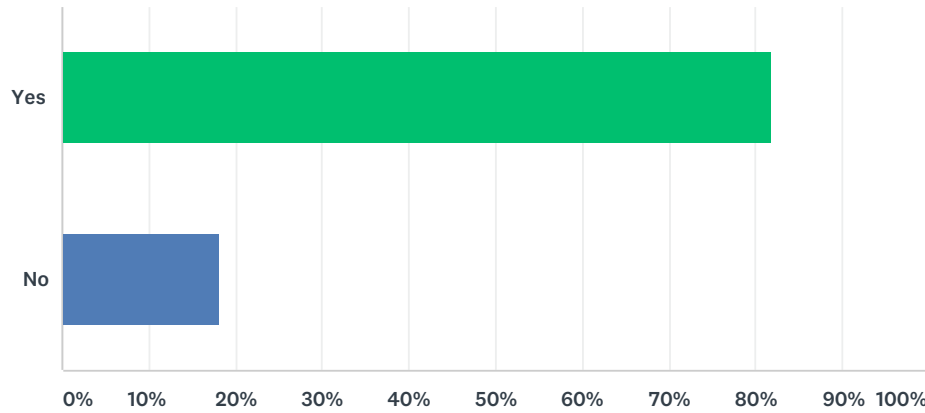
## Q10 What do you like most about Greenbriar Oceanaire?

Answered: 647 Skipped: 187



### Q11 Do you live here at Greenbriar full time? (twelve months/year, 7 days/week)

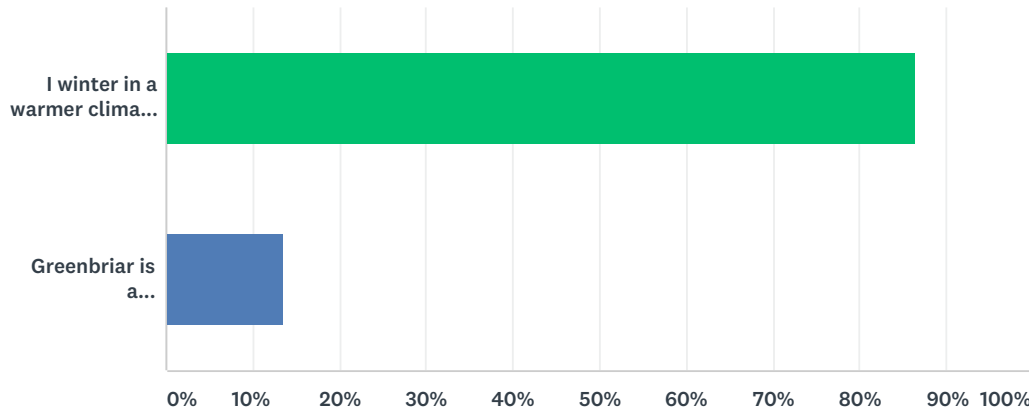
Answered: 784 Skipped: 50



ANSWER CHOICES	RESPONSES	
Yes	81.89%	642
No	18.11%	142
TOTAL		784

### Q12 For those who are not Full Time Residents:

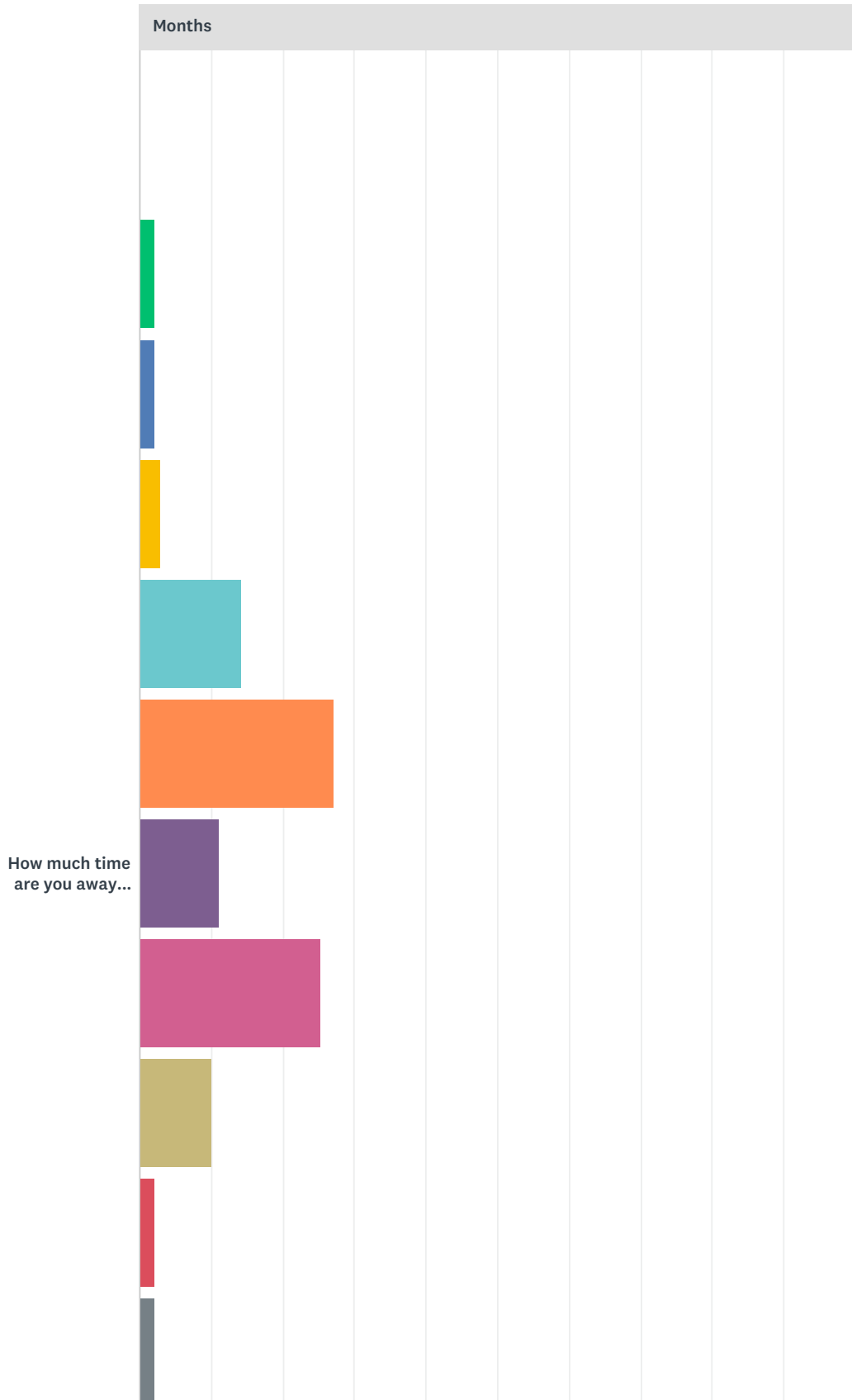
Answered: 111 Skipped: 723

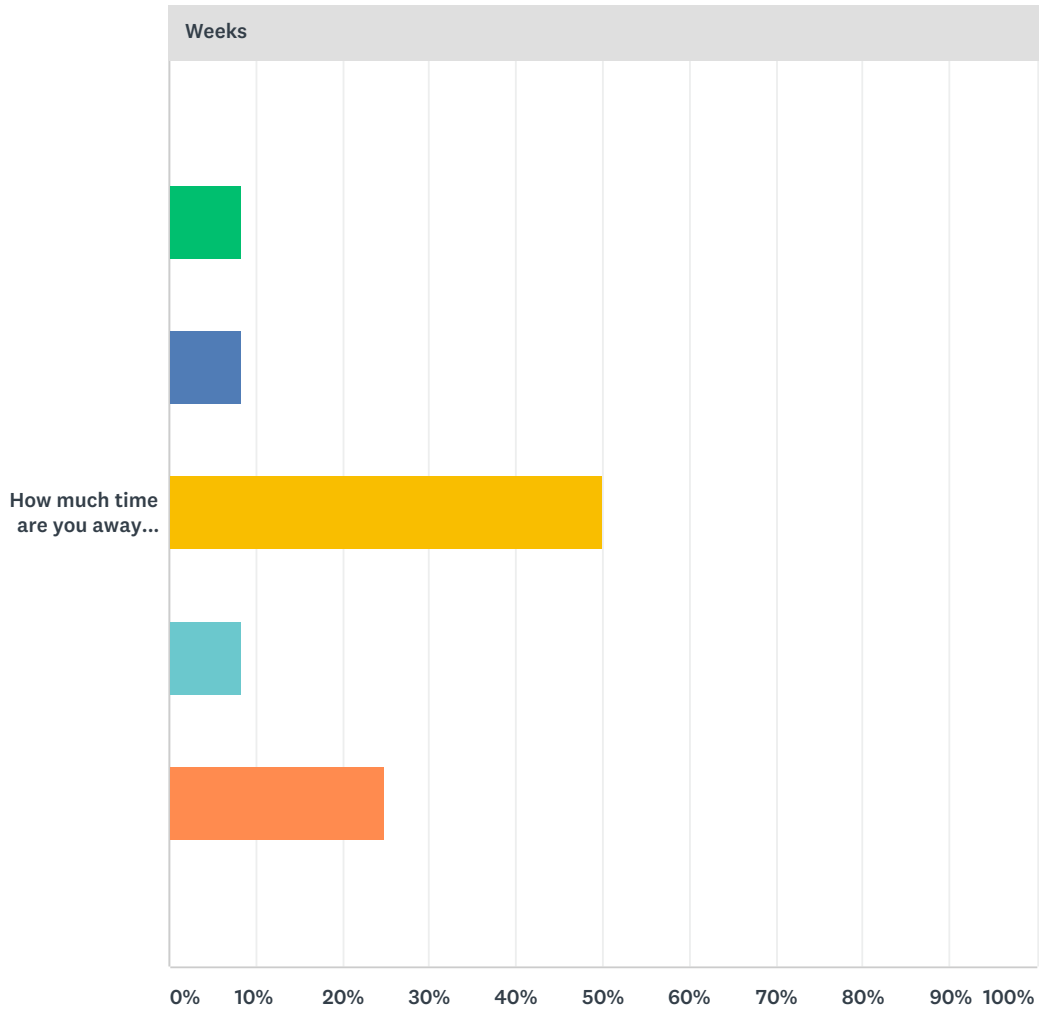
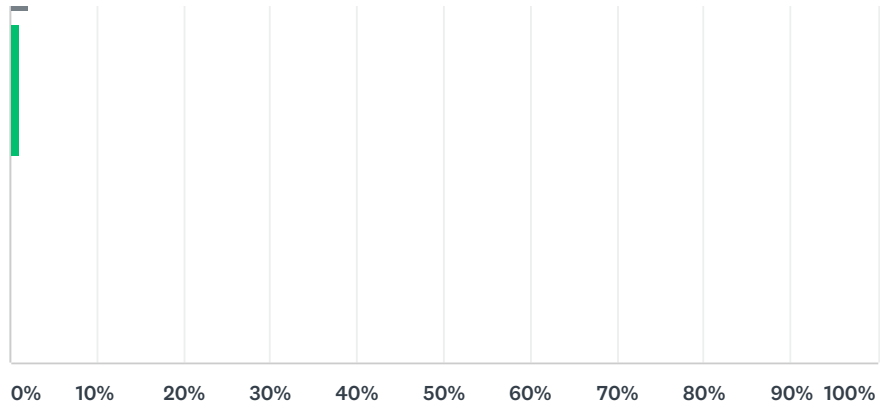


ANSWER CHOICES	RESPONSES	
I winter in a warmer climate ( call me a 'snowbird' ).	86.49%	96
Greenbriar is a weekend/vacation home.	13.51%	15
Total Respondents: 111		

# Q13 Snowbirds:

Answered: 101 Skipped: 733





Months

	0	1	2	3	4	5	6	7	8	9	10	TOTAL

How much time are you away in the winter?	2.02%	2.02%	3.03%	14.14%	27.27%	11.11%	25.25%	10.10%	2.02%	2.02%	1.01%	99
	2	2	3	14	27	11	25	10	2	2	1	

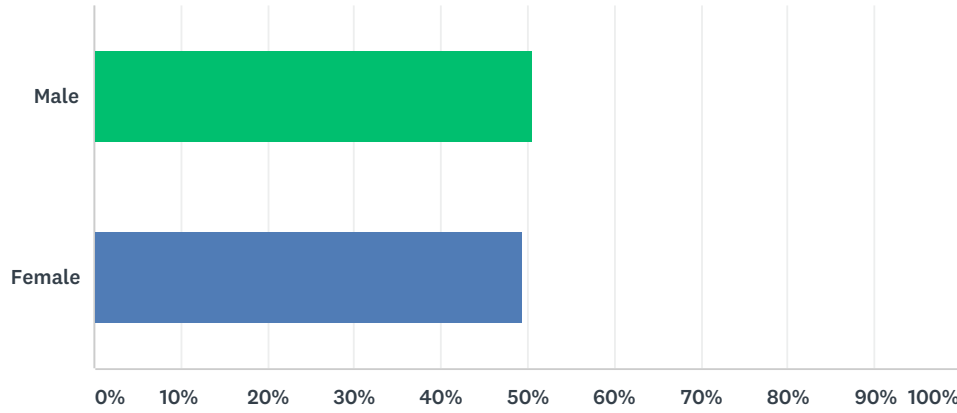
Weeks						
	0	1	2	3	4	TOTAL
How much time are you away in the winter?	8.33%	8.33%	50.00%	8.33%	25.00%	
	1	1	6	1	3	12

## Q14 What is your age? (please tell us -- we promise that we won't tell)

Answered: 734 Skipped: 100

### Q15 What is your gender?

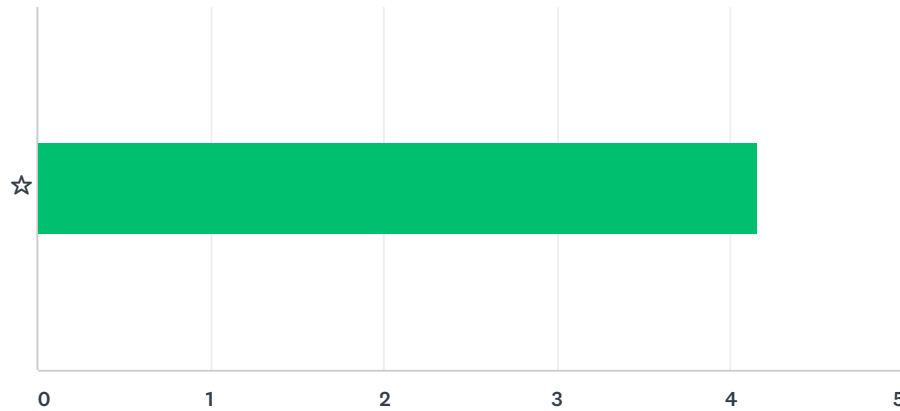
Answered: 754 Skipped: 80



ANSWER CHOICES	RESPONSES	
Male	50.66%	382
Female	49.34%	372
TOTAL		754

### Q16 Overall, how satisfied are you with your lifestyle (activities, amenities) at Greenbriar?

Answered: 742 Skipped: 92



	VERY DISSATISFIED	DISSATISFIED	NEITHER SATISFIED NOR DISSATISFIED	SATISFIED	VERY SATISFIED	TOTAL	WEIGHTED AVERAGE
☆	8.09% 60	0.81% 6	6.74% 50	36.25% 269	48.11% 357	742	4.15



**Q17 If you were to design an active 55+ community of the future what would be most important to you include? (Brand new ideas welcome!)**

Answered: 474 Skipped: 360

Q18 Would you be willing and interested in helping by participating in future strategic planning input gathering groups? If so, please provide your name and contact preference (email or phone number) below.

Thank you!

Answered: 142 Skipped: 692

ANSWER CHOICES	RESPONSES	
Name	99.30%	141
email	92.96%	132
Phone number	88.03%	125